

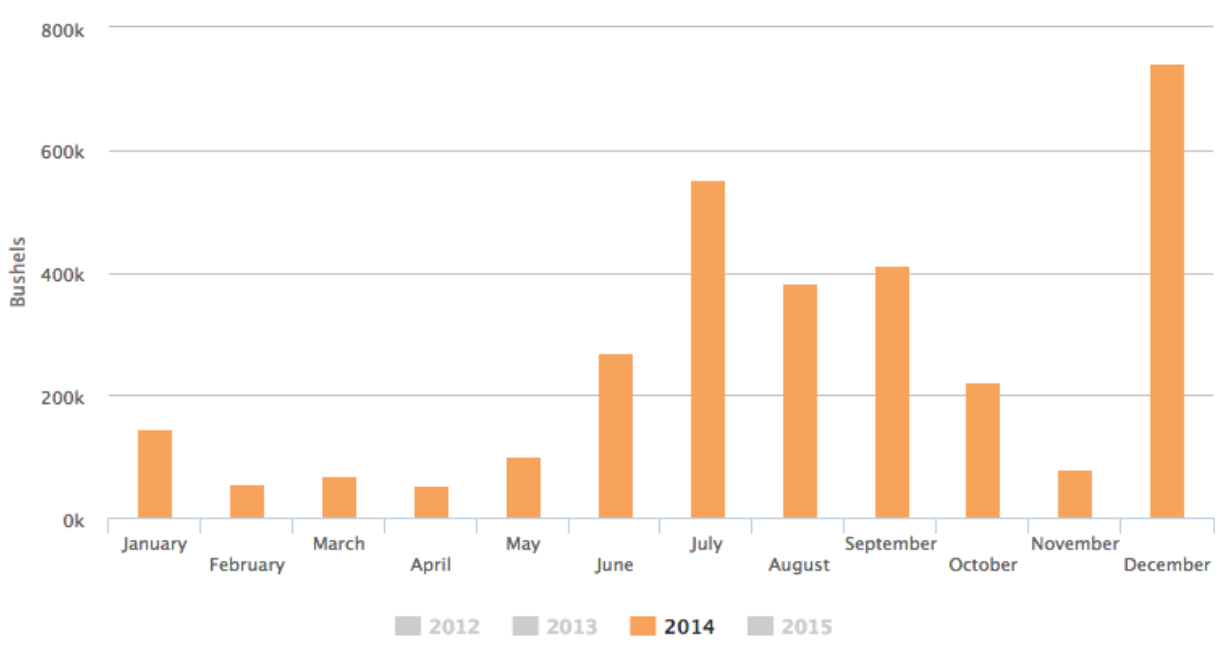
USA Import Data

for Organic Corn

Total US Organic Corn Import Volumes

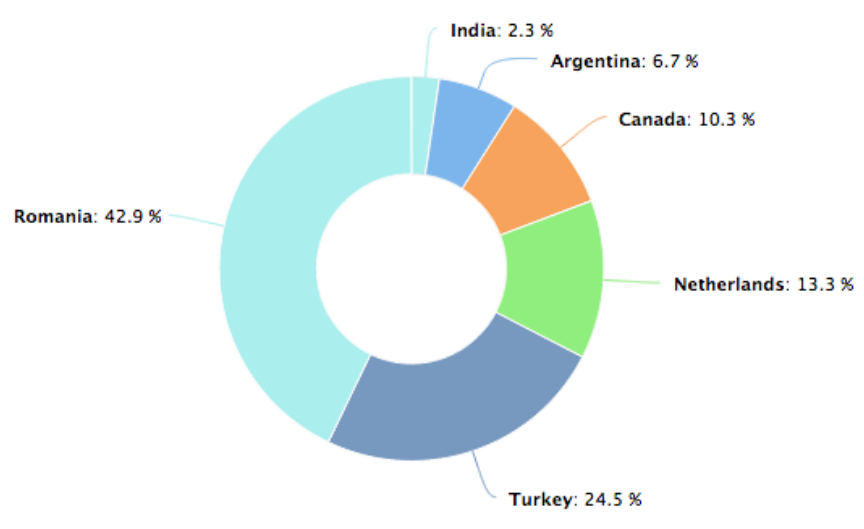
For the month of March 2015, total Organic Corn imports reached 1,081,870 bushels, an increase of 298% versus prior month and 1548% versus prior year.

Year to date, total imports have reached 1,699,002 bushels which is an increase of 627% versus last year. If the current pace continues throughout the year, imports could reach 15,291,018 bushels.



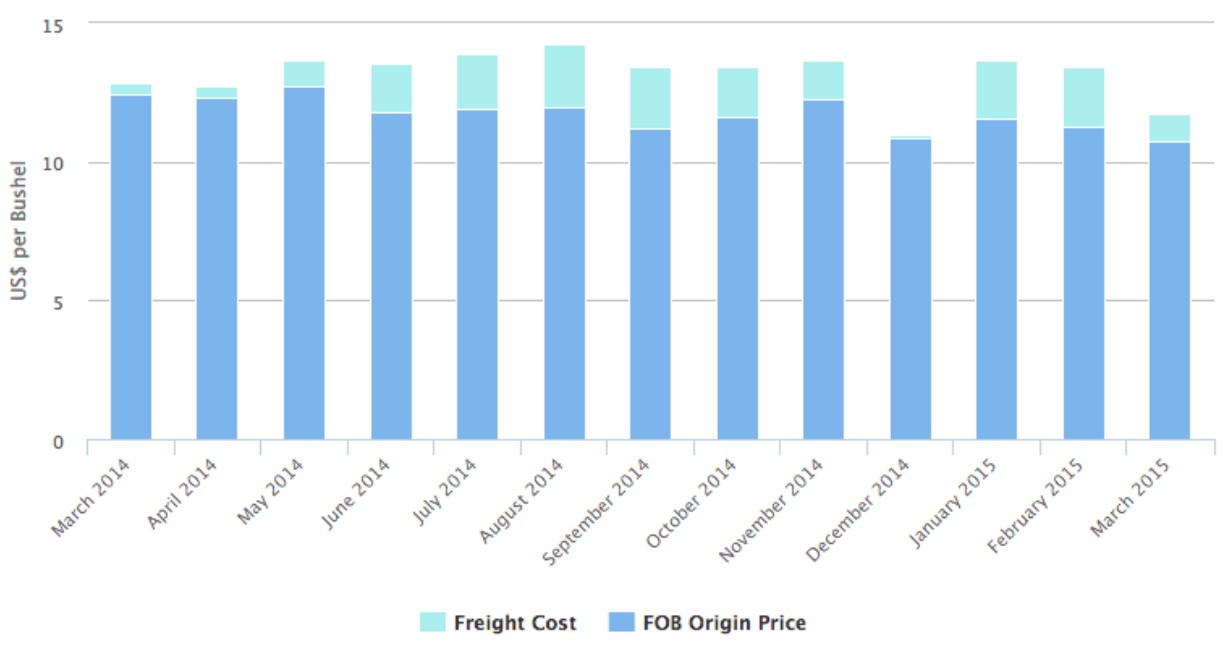
Organic Corn Import Volume by Country Past 12 month

In the prior 12 months, the top 3 exporting countries to the US for Organic Corn were Romania, Turkey and Netherlands.



Monthly Average Organic Corn Import Prices

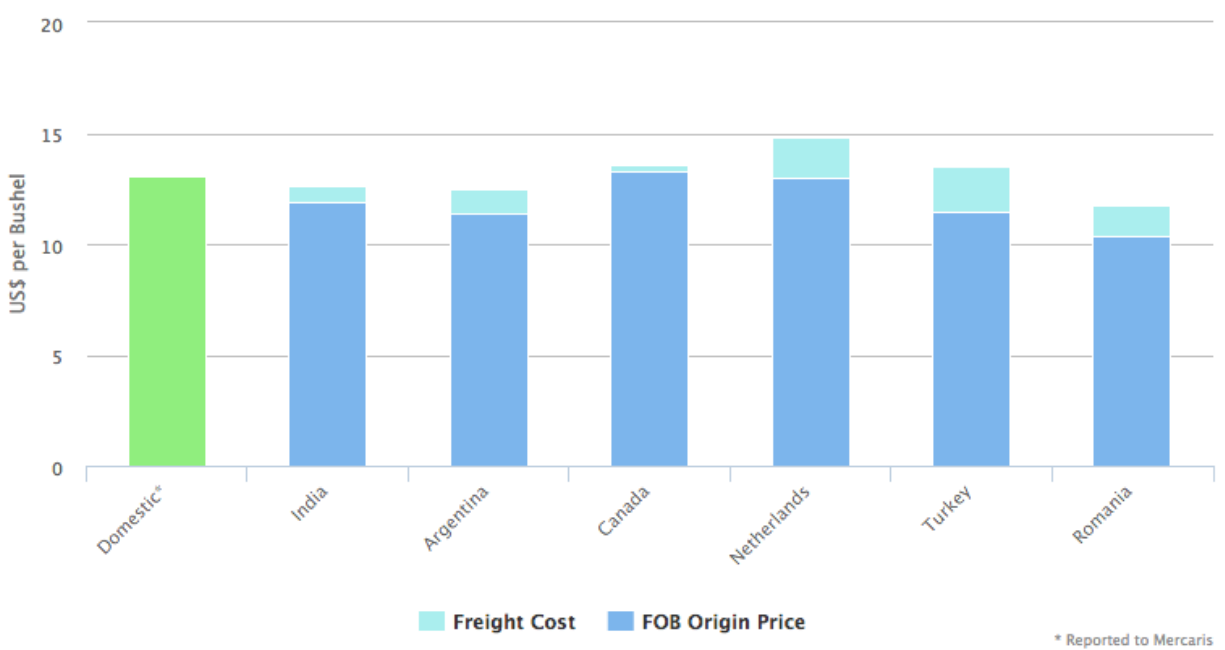
Organic Corn import prices in March decreased greatly by 12.73% from February from \$13.43/bu to \$11.72/bu. Import prices are 8.65% below prices at the same time last year.



2014 Average Organic Corn Import Prices

For calendar year 2014, the average import price for Organic Corn delivered to the US (including CIF) was \$12.97/bu which is \$0.11/bu lower than the average domestic price of \$13.08/bu as reported to Mercaris.

Delivered Prices from the largest exporting country, Romania, were \$11.74/bu (which includes all CIF charges). FOB origin prices in Romania were \$10.33/bu. In terms of total delivered cost Canada was the lowest cost importing country at \$13.61/bu.



* Reported to Mercaris